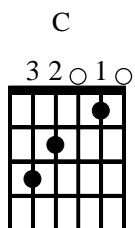


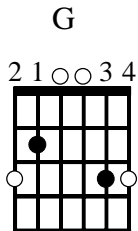
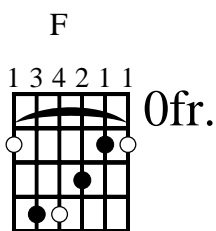
Simple Travis Picking

Mark Wein



P= Thumb
I=Index
M=Middle
A=Ring

Pattern for C Major



Simple Travis Picking

2

F Major

Musical notation for F Major, first system. Treble clef, 4/4 time. Notes: F4, A4, C5, F4, A4, C5, F4, A4, C5, F4, A4, C5, F4, A4, C5, F4. Picking: P P P P | P A M | P M I | A P I M | P M I. Fingering: 1 3 1 3 | 1 3 | 2 3 | 1 3 2 | 2 3.

Musical notation for F Major, second system. Treble clef, 4/4 time. Notes: F4, A4, C5, F4, A4, C5, F4, A4, C5, F4, A4, C5, F4, A4, C5, F4. Picking: P A M | P M I | A P I M | P M I. Fingering: 1 3 3 2 3 | 1 3 2 2 3.

G Major

Musical notation for G Major, first system. Treble clef, 4/4 time. Notes: G4, B4, D5, G4, B4, D5, G4, B4, D5, G4, B4, D5, G4, B4, D5, G4. Picking: P P P P | P A M | P M I | A P I M | P A I. Fingering: 3 0 3 0 | 3 3 | 0 0 | 3 0 3 | 3 0.

Musical notation for G Major, second system. Treble clef, 4/4 time. Notes: G4, B4, D5, G4, B4, D5, G4, B4, D5, G4, B4, D5, G4, B4, D5, G4. Picking: P A M | P M I | A P I M | P A I. Fingering: 3 3 3 0 0 | 3 3 0 0.